

# How to apply & pay for winter storage on Webcollect

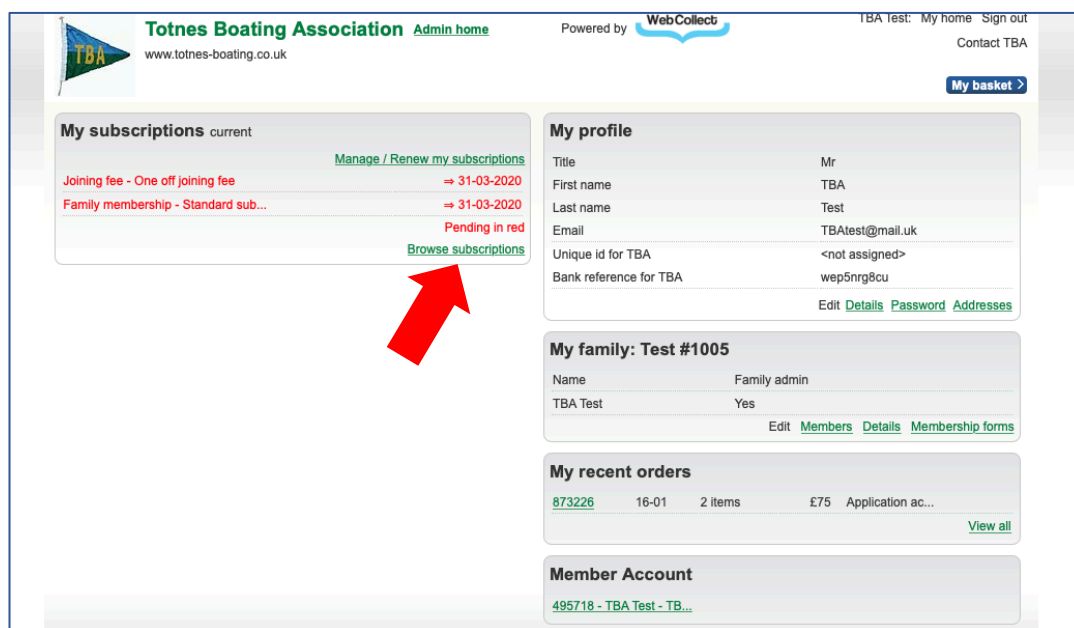
PLEASE NOTE THIS IS VERY HARD TO DO ON A PHONE – IT IS BEST TO USE A COMPUTER OR LAPTOP OR AFTER THAT USE A TABLET OR IPAD.

1

Go to your home page and click on [Browse subscriptions](#). The red arrow below shows where this is on your page.

*If you do not know how to get to that please see the guide on the website called 'Getting started on Webcollect'*

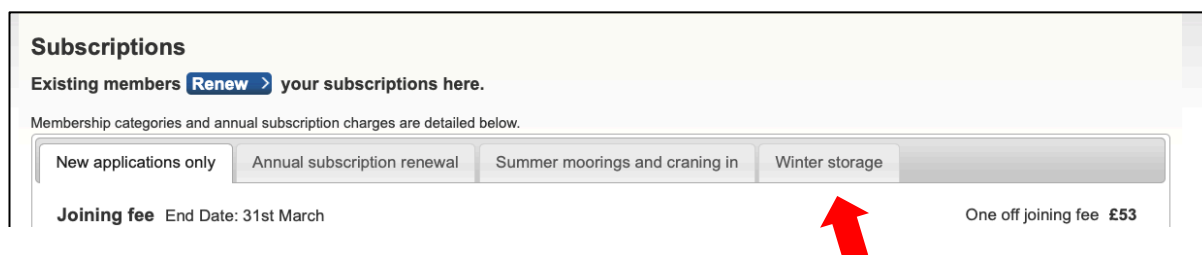
Note that you are not 'renewing' as you have not yet applied for winter storage on Webcollect.



2

Then under 'Subscriptions' you will see a number of tabs that you can select. **Do not click on the Renew button** – that will only work next year when you renew your winter storage on Webcollect. For now you need to select the tab that you want ie Winter Storage.

Select **Winter Storage** tab

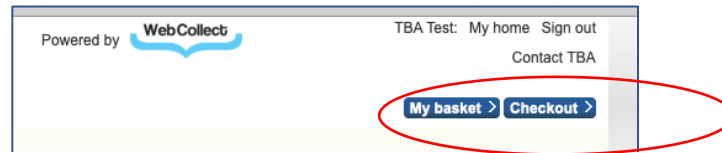


3

Select the band that fits your boat length.

4

When you have made your selection you can view your basket and check out – see the top right corner of the screen.



You can review your items in the basket then go to check out – just like any online shopping such as Amazon.

5

The system will ask you to check your details, including the application form. Please update if appropriate and select continue. Please help us to understand our membership by filling this in.

You will also be taken to a form to collect information about your boat etc to help us with managing the storage. This looks like this.

### Winter storage fees - Band D - 5.01 to 5.5 m

**Winter boat park storage**

Name of boat\*

Length of boat in metres\*  Boat length must be measured as the total overall length, i.e. the length a cardboard box would be if it was placed over the boat including bowsprit, pulpit, outboard, rudder, bathing platform etc where normally fitted. The length should be rounded up to the nearest 0.1M.

Type of boat\*

Is your boat on a trailer ?\* Yes ☐ No ☒

Comments

Please add any comments about your boat or storage if needed.

- I confirm that I will adhere to the TBA's Rules and Bye Laws (specifically Bye Laws 4 and 5).
- I confirm that I am insured for third party liability and fire damage.
- I agree that the TBA shall not be liable for any damage whilst my boat is stored in the Boat Park.
- I agree that if my boat is sold, charges remain my responsibility until otherwise agreed with the TBA.
- I agree to remove all paint & anti-foul scrapings and any other waste daily.
- I confirm that I will keep my boat and surrounding area in a clean and tidy condition.
- I confirm that I will adhere to any safety or other instructions given by the Chief Ship's Husband.

PLEASE NOTE: All craft moored above the bridge must be removed by before the end of October each year. All craft moored on the mainstream moorings must be removed by end of November

[Save >](#)

# 6

When this is all completed then you can check out. The screen will look something like this

### Checkout > Order confirmation

Please check the details of your order or make any changes. Then click "Place Order"

We are developing payment options as we are developing how we use Webcollect. Direct bank transfer is the preferred method of payment.

#### Order summary

1 item(s)	£415
<b>Order total</b>	<b>£415</b>

#### Pay by

☐ Online Direct Debit ?  
Surcharge of 1.5% applies.

☒ Bank Transfer ?

☐ Cheque ?

☐ Cash ?

[Place order >](#)

#### Order items

Product		Form	Price
Winter storage fees - Band H - 7.01 to 7.5 m	<a href="#">Remove</a>	<a href="#">form data</a>	£415

You can now choose to pay a number of ways:

1. You can pay by online direct debit (a system called GoCardless will ask for your banking details – you only need to set this up once). TBA is charged a fee of 1.5% for this and this will be added to your order.
2. You can pay by bank transfer – there are no fees, we just ask that you quote the reference number the system gives when you check out.
3. You can pay by cheque – sent to the Treasurer at TBA.
4. You can pay by cash but only if you pay the cash into an HSBC bank quoting our bank details (sort code 40-44-24 Account number 90815012)

Methods 2 and 3 are best. Most people use the bank transfer.

You will get a confirmation email when payment is received.